



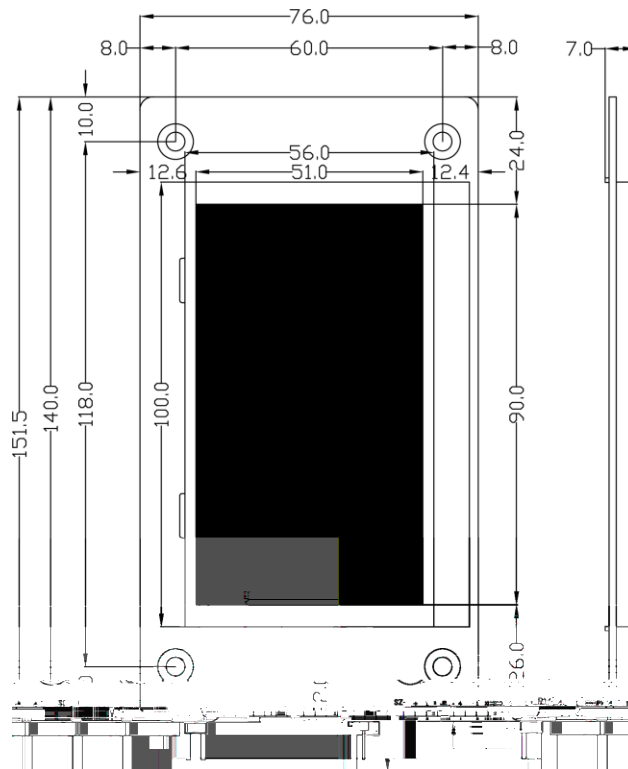
	BL2000-HEH-N11	
PCB	140mm*76mm*7mm	
		PCB
BL2000-HEH-N11 A/B		

●



●

mm



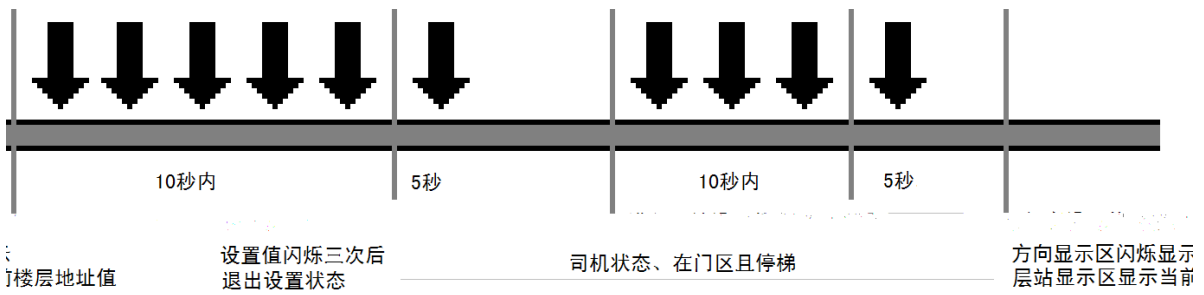
PW	PW-1	24V			200mA
	PW-2	24V			
	PW-3	CAN	H		
	PW-4	CAN	L		
SH	SH-1			OC	DC24V 20mA
	SH-2	24V			
	SH-3	24V			
	SH-4				
XH	XH-1			OC	DC24V 20mA
	XH-2	24V			
	XH-3	24V			
	XH-4				
J1	J1-1	24V			
	J1-2				
	J1-3	24V			
	J1-4				
J2*	J2-1			OC	DC24V 70mA
	J2-2			OC	DC24V 70mA
	J2-3			OC	DC24V 70mA
	J2-4	24V			
S1	CAN				
P					
SZ	SZ				

* J2

3.1 1

1	SZ	2	SH
XH			
2	SZ		
3			" 1"
		64	" 0"
4			33
	64		

3.2 2



1			
2	10	5	5
3			
=		+ 1	
4	10	3	5

4.1

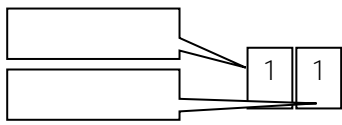
JC

4.2

U

P

3



1

1

30

4.3

5.15

" "

5.16

4.4

JC

5.1 0 -

N	1	30		
	2		⊖	30
	3			
		1		

5.2 1 -

N	1	30		
	2		⊖	30
	3			
	4		⊖	
		2		

5.3 2 -

N	1			
	2			
	3			
	4			
		3		
		F	n	u
				o

5.4 3 -

N

3 INS

4 ✕

2

5.6 5 -

5 N

N 1

2

3

2

5.7 6 -

6 N

N 1

2

FIRE

3

FIRE

1

5.8 7 -

7 N

N 1

2

FIRE

3

FIRE

1

5.9 8 -

8 N

N 0

1

0

5.10 9 -

9 N

N 0

1

0

5.11 A -

A N

N 0-7

$2+N*0.5$

0

5.12 B -

15

A B C D E F G H I J K L M N O